

**TIGER**<sup>®</sup>  
ELECTRONICS, LTD.

MODEL 71-731  
71731011WTI-01



BAR BAR



**TIGER**<sup>TM</sup>  
**CASINO**

**game.com**<sup>TM</sup>

## CONTENTS

Introduction	P. 3
The Controls	P. 4
Getting Started	P. 6 - 7
Options	P. 7 - 9
The Games	P. 10 - 21
Defective Cartridges	P. 22
Warranty	P. 22 - 23

# INTRODUCTION

Welcome to TIGER CASINO! Step right in and place your bets. Can you break the bank? Even if you can't, we're sure you'll have fun trying. Test your luck with Video Poker, Video Black Jack, HI-LOW, Roulette and 2 Slot Machines. If you're not a High Roller now, hopefully you will be by the time you walk out of this casino. How much are you willing to risk?

NOTE: The games in this cartridge follow Tiger Casino House Rules. These rules may differ from traditional casinos. Please read the instructions carefully.

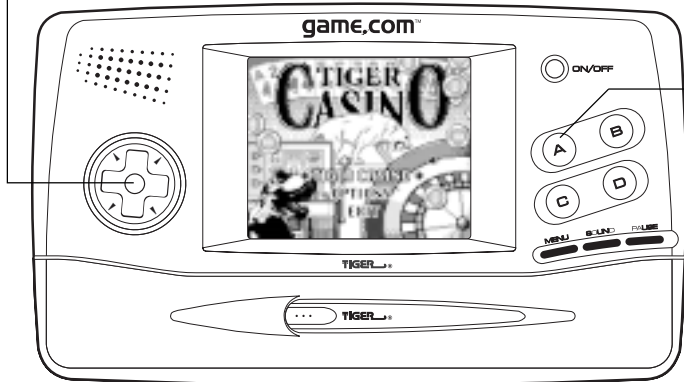


## THE CONTROLS

The Touch Screen controls all of the games in Tiger Casino. If you do not wish to use the Touch Screen, you may use the D-Pad to move the onscreen cursor. When the cursor is in position, press the "A" button to activate your choice.

The D-Pad moves the cursor up, down, left and right.

Press the "A" button to activate your choice.



## GETTING STARTED

Make sure your game.com system is OFF. Insert the TIGER CASINO cartridge into cartridge slot 1. Turn on game.com. Touch CARTRIDGE on the Main Menu Screen. After a brief animation, you'll find yourself at the TIGER CASINO Main Screen. Here you'll have three choices: TIGER CASINO, OPTIONS and EXIT

On the Main Screen, touch Tiger Casino (or use the directional pad to position the cursor next to TIGER CASINO and then press the "A" button). This will begin the game.



THE TIGER CASINO MAIN SCREEN

Next you will be taken to the "What's Your Game?" Screen. Here you will be able to select which casino game you want to try. To choose a game, simply touch which one you want. Or you may also use the D-Pad to move the highlight to the game you want to play and then press the "A" button to select it.

You may choose from:

VIDEO POKER   VIDEO BLACK JACK   HI-LOW   SLOTS   ROULETTE



When you are ready to leave the casino, you have two options. You may touch **CASH OUT** to go to your personalized statistic screen. Or you may touch **EXIT** to return to the Tiger Casino Main Screen.

WHICH ONE IS YOUR LUCKY GAME?

### Your Statistic Screen

Here you will see your total score plus how well you have done at each game. The record of your time in the casino is also kept here. If you want, you may touch **CASINO** to return the "What's Your Game?" screen and continue playing. Or, you may touch **EXIT** and be taken to the Password Screen.



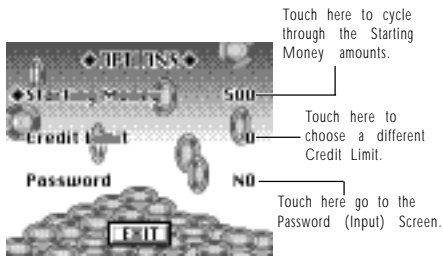
## The Password Screen

If you touch **EXIT** from the Statistic Screen, you will be taken to the Password Screen. Here you will receive a four character password that will retain all the information you just saw on the Statistic Screen. Write this password down. You may enter it and return to the casino again from where you last left off. This is especially handy for games lasting many days and multiple sittings. After all, you don't want to ruin a lucky streak just because you have to sleep, now do you?



## OPTIONS

There are several different options that you may wish to change before playing the game. You will find these variables listed on the Options Screen. Touch "Options" from the Tiger Casino Main Screen to go to the Options Screen.



### Starting Money

By default, you will begin the game automatically with 500. If you wish to move this starting number either higher or lower, simply touch the amount to cycle through the choices. Stop touching when you are happy with your selection.

You may begin with 1, 50, 100, 250, 500, 1000, 2500 or 5000.


### Credit Limit

If you are prone to periods of bad luck, you may want to establish a Credit Line with the Casino Bank. Before you begin playing, go to the options screen and decide how much in debt you would be willing to go. The default credit limit is "0." This means that if you lose all of your money, the game will be over. You may touch the "0" on the Options screen (next to "Credit Limit") to cycle through the different credit plans the bank has to offer. You may set the Limit to 1, 50, 100, 250, 500, 1000, 2500, 5000, 7500 or 10000. The amount you set here will indicate the amount of money the bank will lend you if you lose your Starting Money. If you have to use this Credit, your score will appear as a negative number (since you will be using the Bank's money and therefore be in debt). If you are an unlucky person you might want a high Credit Limit.



## Password Input

If you press the NO that is located next to the "password" option (changing it to YES), **PASS** will appear. Touch **PASS** to advance to the Password (Input) Screen.

Passwords are automatically given when you Cash Out of a game. If you have received a password from a previous game, you may input it here and continue from where you left off. Touch the symbols that correspond to the password you received. You may touch  if you make a mistake. When you have input the password, press **ENTER** to start the game. If the password is incorrect the game will not begin. You may press **EXIT** to return to the Options Screen.

Use these symbols to input your password.

Touch here to return to the Options Screen.



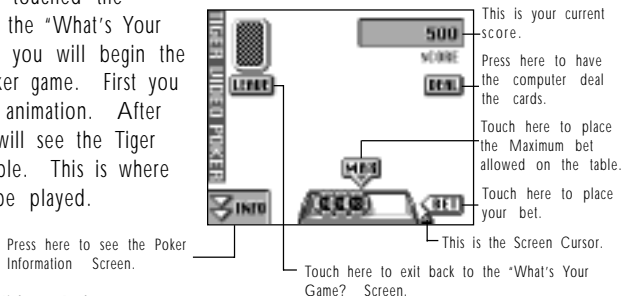
Touch here when you have finished.

## THE GAMES

### TIGER VIDEO POKER

After you have touched the POKER icon on the "What's Your Game?" screen, you will begin the Tiger Video Poker game. First you will see a brief animation. After this ends, you will see the Tiger Video Poker Table. This is where the game will be played.



### The Tiger Video Poker Table



### Playing Tiger Video Poker

When you are ready, touch **BET** or **MAX**. Touch it repeatedly to increase your bet. When you are satisfied with your wager, touch **DEAL**. Next the computer will deal 5 cards. Under each card will appear **HOLD**. Touch **HOLD** for each card you wish to keep. When you have selected all the cards you want to keep, touch **DEAL** to have the computer deal replacement cards for the ones that were not held. If you have a winning combination, those cards will begin to flash and your score will be credited with the correct amount.

When you are ready to play a different game, touch **EXIT** to go to the "What's Your Game?" screen.

If you want to check the winning payout chart for Tiger Video Poker, press  . You will be taken to the Payout Chart. Touch  to return to the Poker Game. The Payouts for Tiger Video Poker are:

COINS (bet)					
HAND	1	2	3	4	5
Royal Flush	250	500	750	1000	10000
Straight Flush	50	100	150	200	250
Four of a Kind (2's-10's)	25	50	75	100	125
Four Aces	80	160	240	320	1000
Four Jacks, Queens or kings	40	80	120	160	200
Full House	6	12	18	24	30
Flush	5	10	15	20	25
Straight	4	8	12	16	20
Three of a Kind	3	6	9	12	15
Two Pair	2	4	6	8	10
Pair (J's or better)	1	2	3	4	5

## SPECIAL HAND DESCRIPTION

Royal Flush = The five highest cards (10, Jack, Queen, King, Ace) in any one suit (Hearts, Diamonds, Spades, Clubs).

Example: 10 of Hearts, Jack of Hearts, Queen of Hearts, King of Hearts, Ace of Hearts.

Straight Flush = Five cards of the same suit in consecutive order.

Example: 2 of Diamonds, 3 of Diamonds, 4 of Diamonds, 5 of Diamonds, 6 of Diamonds.

Full House = 2 cards of one value and 3 of another.

Example: 10 of Hearts, 10 of Spades, 2 of Diamonds, 2 of Spades, 2 of Clubs.

Flush = 5 cards of one suit, but not in consecutive order.

Example: 2 of Clubs, 6 of Clubs, 10 of Clubs, King of Clubs, Ace of Clubs.

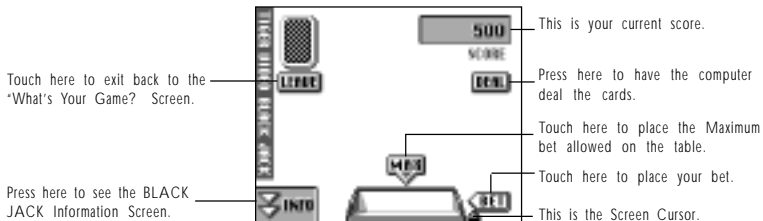
Straight = 5 cards in consecutive order, but not of the same suit.

Example: 6 of Clubs, 7 of Spades, 8 of Diamonds, 9 of Spades, 10 of Hearts.

## TIGER VIDEO BLACK JACK

After you have touched the BLACK JACK icon on the "What's Your Game?" screen, you will begin the Tiger Video BLACK JACK game. First you will see a brief animation. After this ends, you will see the Tiger Video BLACK JACK Table. This is where the game will be played.

## The Tiger Video BLACK JACK Table



### Playing Tiger Video BLACK JACK


When you are ready, touch **BET** or **MAX**. When you are satisfied with your wager, touch **DEAL**. Next the computer will deal you 2 cards. The computer will also deal itself 2 cards. The object is to be the closest to 21 without going over. You will be able to see both of your cards, but only 1 of the dealer's. Based on what you see, you must decide if you want to HIT (take another card), STAND (stay with the cards you have) or DOUBLE (double your bet, but take only one additional card). You may only DOUBLE on your first card after the initial deal.



The Computer Dealer plays by certain rules. The Dealer will HIT on a score of 16, but will stand on a score of 17.

The cards you play with are worth their face value. The face cards (Jack, Queen, King) are worth 10. An Ace may be used as either a 1 or an 11 (you decide)!

If you and the Dealer tie on a hand, it will be considered a "Push" and no one wins.

If you go over 21, you will "Bust" and will lose the hand (unless the Dealer also "Busts", in which case the hand will be a "Push").

When you are ready to play a different game, touch  to go to the "What's Your Game?" screen.

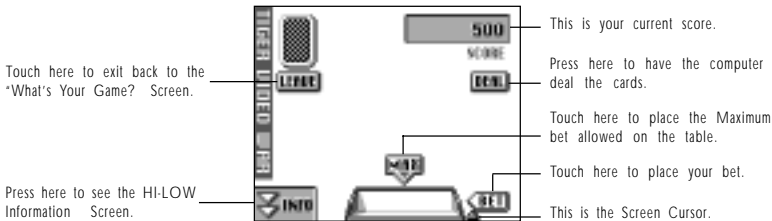
If you want to check the winning payout chart for Tiger Video BLACK JACK, press . You will be taken to the Payout Chart. Touch  to return to the BLACK JACK Game. The Payouts for Tiger Video BLACK JACK are:

COINS (bet)					
HAND	1	2	3	4	5
Winning hand	2	4	6	8	10
Black Jack	10	20	30	40	75
Double win	4	8	12	16	20




## TIGER HI-LOW

After you have touched the HI-LOW icon on the “What’s Your Game?” screen, you will begin the Tiger Video HI-LOW game. First you will see a brief animation. After this ends, you will see the Tiger Video HI-LOW Table. This is where the game will be played.


### The Tiger HI-LOW Table





### Playing Tiger HI-LOW

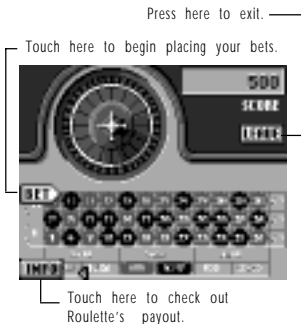
When you are ready, touch  or . When you are satisfied with your wager, touch . Next the computer will deal each of you a card. The highest card will win.

If you and the Dealer tie on a hand, you'll go to "War"! The bet will automatically be doubled and two more cards will be dealt. The highest card will win.

When you are ready to play a different game, touch  to go to the "What's Your Game?" screen.

If you want to check the winning payout chart for Tiger Video HI-LOW, press . You will be taken to the Payout Chart. Touch  to return to the HI-LOW Game. The Payouts for Tiger Video HI-LOW are:

COINS (bet)					
HAND	1	2	3	4	5
Winning card	2	4	6	8	10



## TIGER ROULETTE

After you have touched the ROULETTE icon on the "What's Your Game?" screen, you will begin the Roulette game. First you will see a brief animation. After this ends, you will see the Roulette Table. This is where the game will be played.

This first screen will allow you to check the Info screen, Leave (go back to the What's Your Game? Screen) and Bet.



Roulette is a game in which a small ball is rolled on a wheel. This wheel has many different numbers and colors on it. If you can correctly choose the number or color that the ball will land in, you will win. Depending upon how much you bet and in what configuration, you could come away a big winner. Sounds easy, doesn't it?

Once you have touched **BET** , you will be taken to the Roulette Table. Touch anywhere on the table to place your bets.



Touch here to move to the left and right sections of the table.

You may place chips directly on the numbers or you may choose to split your bets. If you place a chip on the line between 2 different numbers, you will win if the ball lands on either number, but the winning amount will be reduced by half. You may also place a bet on the corner between 4 different numbers. Again, if any of the 4 numbers come up you win, but the payoff will be reduced by approximately one-fourth. There are many different ways to place bets in Roulette. The following is a list of them and their odds:

BET	ODDS
STRAIGHT (EN PLAIN)	35:1
SPLIT (A CHEVAL)	17:1
CORNER (CARRE)	8:1
1-12 (as ONE bet)	3:1
13-24 (as ONE bet)	3:1
25-36 (as ONE bet)	3:1
EVEN	2:1
ODD	2:1
BLACK	2:1
RED	2:1


Note that "0" and "00" are considered "green" and will not win on a RED, BLACK, EVEN or ODD bet.

This is a Split

This is a Corner bet



This is a Straight bet

When you have finished placing your bets, touch . The ball will be released and the Roulette wheel will begin to turn. Eventually, the ball will come to rest on one number. If you have a bet that includes that number, you win! Experiment with all the different ways you can bet.

## TIGER SLOT MACHINES

There isn't too much strategy in Slots. Just put your money in and pull the machine's arm. The tumblers will turn and spin. When they stop, you could be the big winner. Are you determined enough to play until you hit the jackpot?

After touching Slots from the "What's your game?" screen, you will be taken to the "Choose Your Machine" Screen. Touch either the T-Rex Slots or the Slots O' Fruit machine to begin playing.

### T-Rex Slots

You're the big game hunter on the track of that most elusive quarry: the T-Rex. There have been scattered sighting of this most fearsome and dangerous adversary, but not definitive proof. It's up to you to capture the terrible lizard. Every time you do, you will be greatly rewarded. But beware; with great reward comes great risk.



Touch here to see the Payout chart.

Press here to return to the "What's Your Game?" Screen.

Touch here to begin the game (once you have placed your bets).

Press here to place the maximum bet allowed.

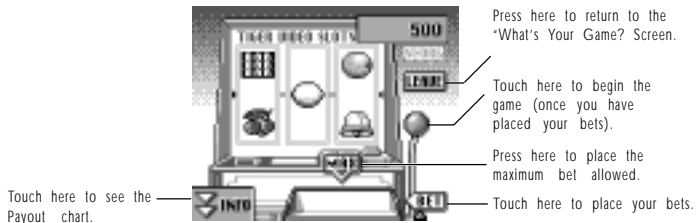
Touch here to place your bets.

The T-Rex payout chart:

SEQUENCE	COINS (bet)		
	1	2	3
3 T-Rexs	1000	3000	20,000
3 Tigers	250	500	5000
3 3 Bars	50	100	150
3 2 Bars	20	40	60
3 1 Bars	10	20	30
3 Any Bars	5	10	15
2 T-Rexs	5	10	15
1 T-Rex	2	4	6

### Slots O' Fruit

This slot machine will allow you to not only place your bet on the middle line, but on up to 4 other lines as well. With each coin you add, another line will appear. You may play up to 5 lines in total. If there is a winning combination on any of the 5 lines (and you played all five lines) you will win. You may play the middle, top and bottom lines plus the 2 diagonal ones as well.



The Slots O' Fruit payout chart:

SEQUENCE	PAYOUT
3 Lemons	25:1
3 Bells	10:1
3 Oranges	4:1
3 Plums	3:1
3 Bars	2:1
3 Cherries	1:1

## DEFECTIVE CARTS

If you find that your new TIGER CASINO [game.com](http://game.com) cartridge is damaged or non-functional, DO NOT RETURN THE GAME TO THE STORE. The store will not have replacement cartridges. Instead write to us at:

TIGER ELECTRONICS, LTD. REPAIR CENTER

980 Woodlands Parkway

Vernon Hills, Illinois 60061 USA

Please include a note with your return explaining the problem along with a sales slip, date, place of purchase and price paid. We will do our best to repair or replace your cart promptly.

## 90 DAY LIMITED WARRANTY

Tiger Electronics, Ltd. (Tiger) warrants to the original consumer purchaser of this product that the product will be free from defects in materials or workmanship for 90 days from the date of original purchase. This warranty does not cover damages resulting from accident, negligence, improper service or use or other causes not arising out of defects in materials or workmanship.

During this 90-day warranty period, the product will either be repaired or replaced (at Tiger's option) without charge to the purchaser, when returned with proof of the date of purchase to Tiger.

Product returned to Tiger without proof of the date of purchase or after the 90-day warranty period has expired, but prior to one year from the original date of purchase, will be repaired or replaced (at Tiger's option) for a service fee of U.S. \$10. Payments must be by check or money order payable to Tiger Electronics, Ltd.

The foregoing states the purchaser's sole and exclusive remedy for any breach of warranty with respect to the product.

All product returned must be shipped prepaid and insured for loss or damage to:

Tiger Electronics, Ltd. Repair Dept.  
980 Woodlands Parkway  
Vernon Hills, Illinois 60061 U.S.A.

The product should be carefully packed in the original box or other packing materials sufficient to avoid damage during shipment. Include a complete written description of the defect, a check if product is beyond the 90-day warranty period, and your printed name, address and telephone number.

**THIS WARRANTY IS IN LIEU OF ALL OTHER WARRANTIES AND NO OTHER REPRESENTATIONS OR CLAIMS OF ANY NATURE SHALL BE BINDING ON OR OBLIGATE TIGER IN ANY WAY. ANY IMPLIED WARRANTIES APPLICABLE TO THIS PRODUCT, INCLUDING WARRANTIES OF MERCHANTABILITY OR FITNESS FOR A PARTICULAR PURPOSE, ARE LIMITED TO THE NINETY (90) DAY PERIOD DESCRIBED ABOVE. IN NO EVENT WILL TIGER BE LIABLE FOR ANY SPECIAL, INCIDENTAL, OR CONSEQUENTIAL DAMAGES RESULTING FROM POSSESSION, USE, OR MALFUNCTION OF THIS TIGER PRODUCT.**

Some states do not allow limitations as to how long an implied warranty lasts and/or exclusions or limitations of incidental or consequential damages, so the above limitations and/or exclusions of liability may not apply to you. This warranty gives you specific rights, and you may also have other rights which vary from state to state.

If your product is not working properly, or if you have any questions and/or comments, please call us toll-free at 1-888-TIGR-SOS, and a service representative will be happy to help you.

THIS PRODUCT IS FOR ENTERTAINMENT PURPOSES ONLY. ANY USE  
FOR GAMBLING OR WAGERING IS PROHIBITED.

® , TM & © 1998 Tiger Electronics, Ltd. All rights reserved.

TIGER ELECTRONICS, Ltd.  
980 Woodlands Parkway  
Vernon Hills, Illinois 60061, USA  
1-847-913-8100  
[www.game.com](http://www.game.com)

© 1998 TIGER ELECTRONICS (UK) LTD.  
Belvedere House, Victoria Avenue  
Harrogate, North Yorkshire HG1 1EL, England.