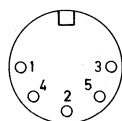
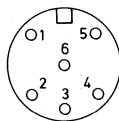


VP100	F	VT8040	G	VR4833	F	HR7655EG	F	Metz	
VS200	F	VT8300	G	VR4913	F	HR7655EK	C	VR9913	F
VS220	F	VT8500	G	VR4963	F	HR7700EK	C	Mitsubishi	
Hitachi		VT8700	G			HRC3	A (4)	HS200	D
VT7	G	VT9300	G	JVC		HRD120EK	J	HS210	D
VT11	G	VT9500	G	HR2200EK	A	HRD225EK	J	HS300	C
VT17	G	VT9700	G	HR2650EG	C			HS301	C
VT19	G	VT9800	D	HR2650EK	C	Körting		HS302	C
VT33	G			HR3200EK	D	VR8	F	HS303	C
VT35	G	ITT		HR3300	D	VR10	F	HS304	B
VT57	G	TR3913	C	HR3320EK	D			HS306	B
VT88	G	TR3943	C	HR3330EK	D	Loewe		HS307	B
VT3000E	D	TR3984	C	HR3360	D	OC6023	F	HS310	C
VT5000E	G	VR482	(1)	HR3660EK	D			HS320	C
VT5000ER	G	VR483	(1)	HR3860	D	Luxor		HS330	B
VT5500E	G	VR580	(1)	HR4100EK	A	9213	C	HS400	G
VT5550	G	VR3605	C	HR7200EK	C	9214	C	HS700	B
VT6500	G	VR3905	C	HR7300EK	C	9221	C	HS2006	D
VT7000	G	VR3919	C	HR7350EK	C				
VT8000	G	VR3975	C	HR7600	C	Marantz		Murphy	
		VR4812	F	HR7650EK	C	MVR500	F	MVR7007R	E




(1) 5-pin DIN

- 1, 4 audio in
- 2 chassis
- 3, 4 audio out or stereo
- 1 L audio in
- 2 chassis
- 3 L audio out
- 4 R audio in
- 5 R audio out



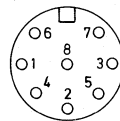
(2) 6-pin DIN

- 1 AV select. For VCR high = all outputs, low = all inputs. Opposite for TV set
- 2 video in/out
- 3 chassis
- 4 L audio in/out
- 5 12V
- 6 R audio in/out



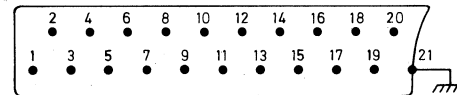
(3) 7-pin DIN

- 1 L audio in
- 2 chassis
- 3 L audio out
- 4 R audio in
- 5 R audio out
- 6 remote control data
- 7 chassis



(4) 8-pin DIN

- 1 L audio in
- 2 remote control data
- 3 R audio in
- 4 chassis (audio)
- 5 chassis (remote control)
- 6 chassis (video)
- 7 chassis (audio)
- 8 video in



(5) SCART

- | | | |
|---------------------|-----------------------|----------------------------------|
| 1 R audio out | 9 chassis (G video) | 16 fast video blanking |
| 2 R audio in | 10 data bus | 17 chassis (composite video) |
| 3 L audio out | 11 G video in | 18 chassis (fast video blanking) |
| 4 chassis (audio) | 12 data bus | 19 composite video out |
| 5 chassis (B video) | 13 chassis (R video) | 20 composite video in |
| 6 L audio in | 14 chassis (data bus) | |
| 7 B video in | 15 R video in | |
| 8 source switching | | |

Notes: 5- and 7-pin DIN sockets as on VCR. SCART and 8-pin DIN sockets as on TV set. 6-pin DIN socket TV or VCR, see pin 1. L audio = ch. 1, R audio = ch. 2.