



# COMMUNICATIONS MICROPHONE

## MC-60

### INSTRUCTION MANUAL

#### ■ FEATURES

The MC-60 microphone is designed expressly for use with your amateur communication system. It provides excellent performance when used with any KENWOOD H.F. transceiver, thereby upgrading your existing system.

The zinc die-cast base offers high stability, and is complete with a feather-touch PTT switch and rocker UP/DOWN switch.

#### NOTE:

1. For UP/DOWN switch operation, refer to your transceiver's manual.
2. These instructions cover all versions of the MC-60 microphone:
  - /N4: 4 Pin Connector. No UP/DOWN switch.
  - /S6: 6 Pin Connector with UP/DOWN switch.
  - /S8: 8 Pin Connector with UP/DOWN switch.
3. For VHF or UHF equipment, a 6 ~ 10dB preamplifier is required.

#### CAUTION:

1. The microphone is constructed of precision parts. Do not open the microphone, as it may result in serious damage.
2. The microphone is sensitive to shock and vibration. Treat it gently.

#### ■ OPERATION

The MC-60 is equipped with a PTT switch for easy transmit/receive changeover. The PTT switch can be locked, if desired, by pressing the Lock key. To unlock the switch, simply press the Lock key once again.

##### • Connection

To operate the microphone without using the stand, connect the retractile cord directly to the microphone, and use the slide-switch on the microphone for transmit/receive changeover.

##### • Impedance selection


The microphone impedance is selectable between 500Ω and 50kΩ by using the slide-switch on the microphone regardless of whether the stand is used.

##### • UP/DOWN switch

The UP/DOWN switch on the base is used to select the transceiver's operating frequency.

#### ■ SPECIFICATIONS

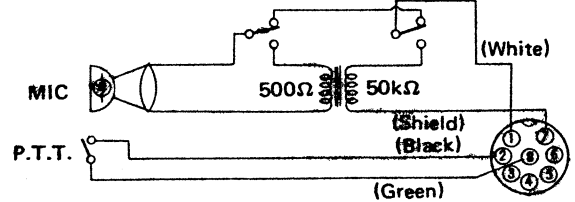
Type:	Communication type dynamic microphone with PTT circuit
Element:	Moving coil type, unidirectional
Impedance:	Dual impedance (1000 Hz) 50 kΩ ± 30%, 500 Ω ± 30% slide switch selectable
Sensitivity:	54.5 dB ± 3 dB/50 kΩ -71 dB ± 1V/μbar, 1000 Hz)
Frequency response:	150 Hz - 10 kHz (-8 dB)
Recommended operating distance to mic.:	10 cm (4") minimum



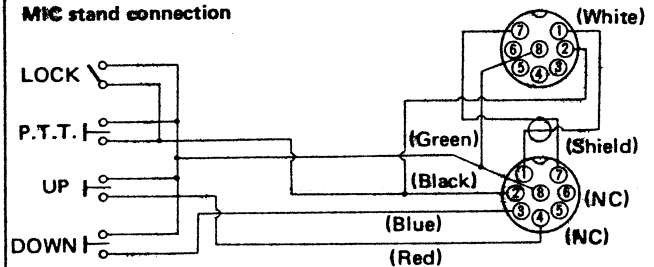
With UP/DOWN switch (S8, S6)

(N 4)

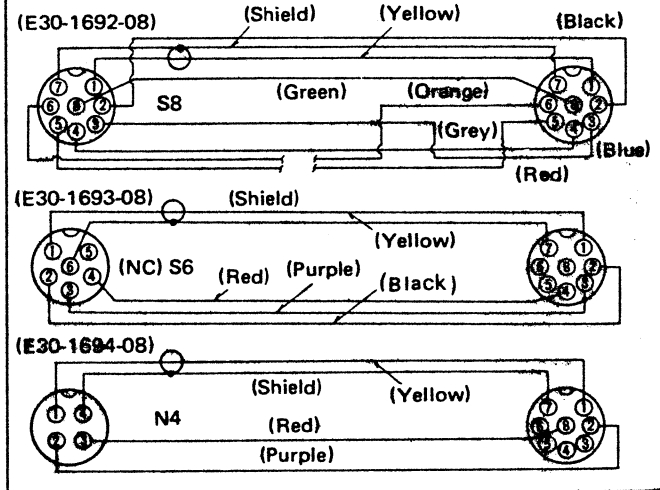
#### MIC unit connection



#### MIC stand connection



#### MIC cable connection



A product of

**TRIO-KENWOOD CORPORATION**

17-5, 2-chome, shibuya, shibuya-ku Tokyo 150, Japan

**TRIO-KENWOOD COMMUNICATIONS**

1111 West Walnut Street, Compton California 90220, U.S.A

**TRIO-KENWOOD COMMUNICATIONS, GmbH**

D-6374 Steinbach TS, Industriestrasse 8A, West Germany

**TRIO-KENWOOD ELECTRONICS, N.V.**

Leuvensesteenweg 504, B-1930 Zaventem, Belgium

**TRIO-KENWOOD (AUSTRALIA) PTY. LTD.**

4E Woodcock Place, Lane Cove N.S.W. 2066, Australia